

ZIMT-Documentation

Access to the myIDM portal for students Password challenge responses and changing of password



Step 1

Open the page of the myIDM portal [<http://www.uni-flensburg.de/myidm>] in your browser.



myIDM portal

Step 2

Enter your current account data in the boxes for “Username” and “Password”. Click [Login].

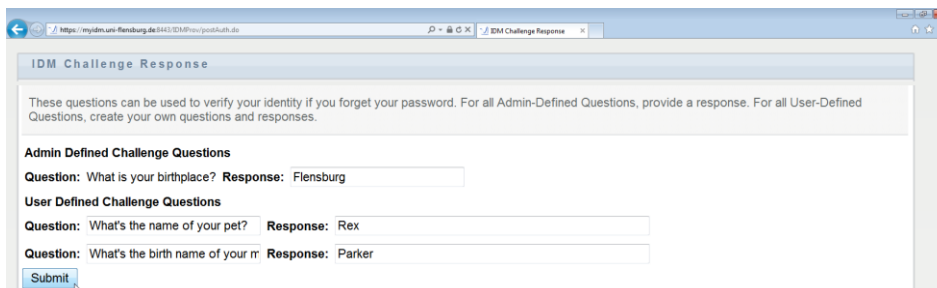


Information

Your username matches your matriculation number and you received your password with the matriculation documents.

Step 3 (optional, just at first login)

If it's your first login into the myIDM portal you have to set three password challenge responses. After that, please click [Submit].



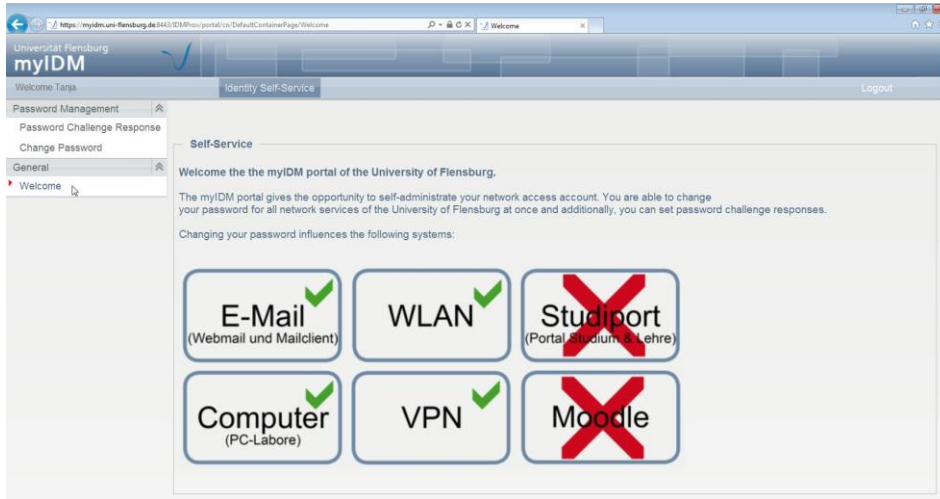
Information

The first password challenge is already set. The other ones have to be set by you.

You are automatically redirected to your personal myIDM user interface. Here you have the opportunity to change your password challenge responses and your password.

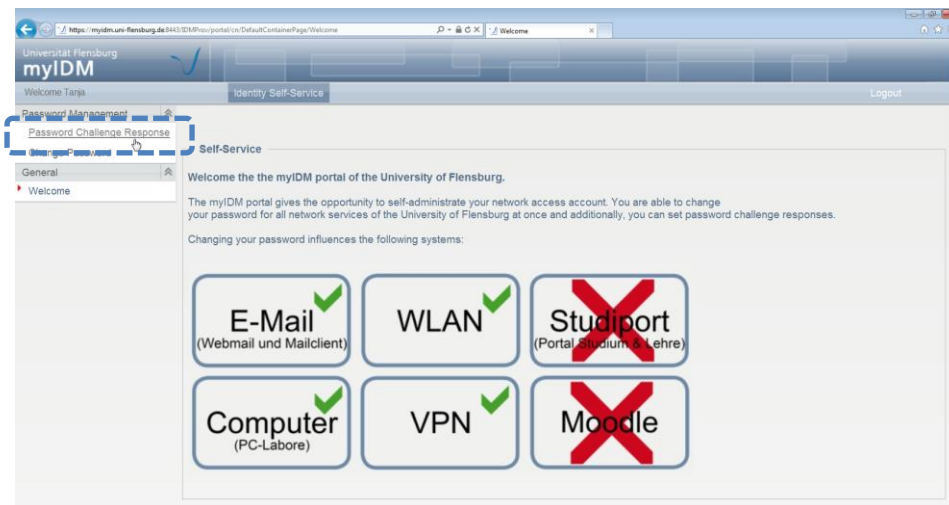


Your personal myIDM user interface



Step 4

To check or change your password challenge responses click [Password Challenge Response].



Checking or changing of password challenge responses

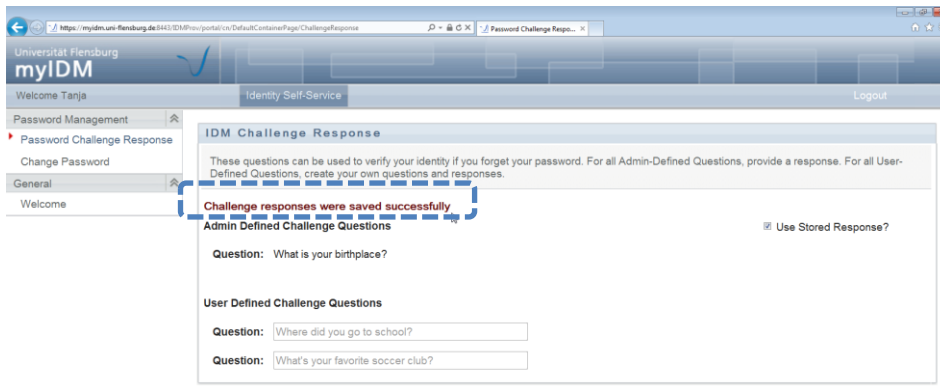
Here you are able to see your current password challenge questions and responses. To change them please deselect the tick mark at [Use Stored Response?].



Now you are able to change your password challenge questions and responses.

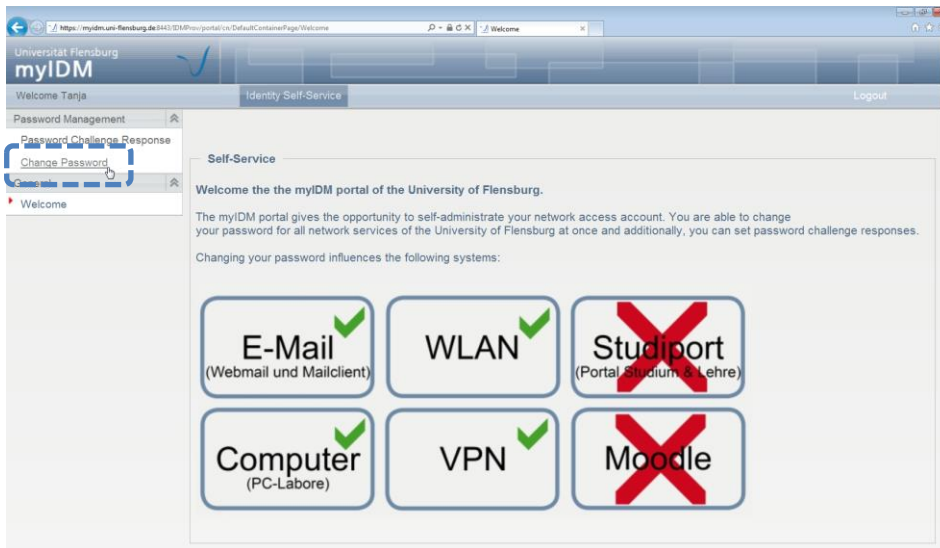
After changing your password challenge questions and/or responses click [Submit].

If done correctly you'll receive the following validation.



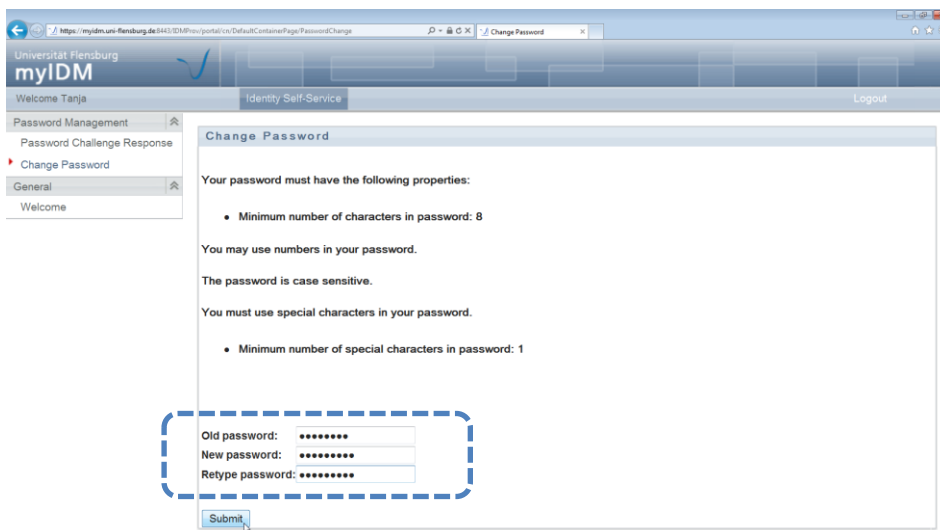
Step 4

If you want to change your password click [Change Password].



Changing of your password

Here you've got the opportunity to change your password. Please enter your new data in the boxes and click [Submit] afterwards.



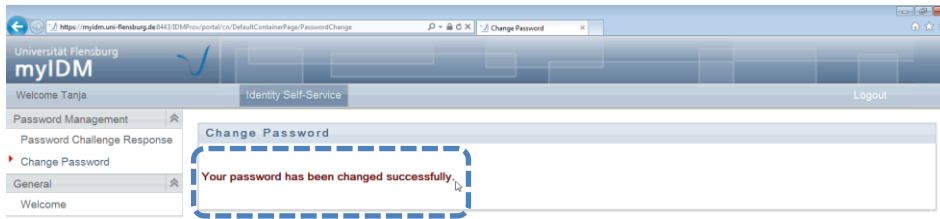
Information

Your password must have the following properties:

- min. 8 characters
- min. 1 special character (+-!*...)

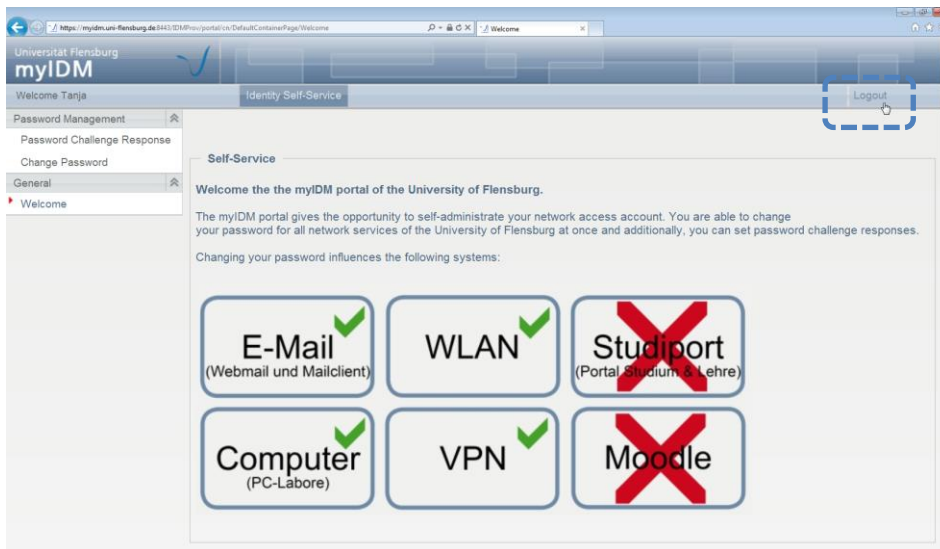


If done correctly you'll receive the following validation.



Step 6

Please click [Logout] in the right upper corner to leave the myIDM portal.



Logout

Datei-Informationen

Stand: 11.02.2013

Bearbeiter: Christoph Petersen

Datei:

zimtdoku_myIDM_sicherheitsfragen_setzen_änderung_passwort_v1_eng.docx