

Start > Information for Students > Enrolled Students

- » Welcome
- » **Enrolled Students**
- » Semester Abroad
- » Fachschaft
- » Campus Life
- » Alumni

## Information

» Listen

**Attention: Special semester times at Europa-Universität Flensburg (EUF): Lectures begin in September (autumn semester) and March (spring semester)**

The reason why the EUF changed its semester times and the consequences for the course of your studies can be found [here](#). (information in German)

### How to find your lecture rooms

The Europa-Universität Flensburg is located at different places. Here is a short description of how to find the rooms where classes take place:

The "names" of the rooms are composed of a sign and a number. The signs indicate the building where the room is located. **OSL** is the abbreviation for Oslo Building, **HEL** for the Helsinki Building and **DUB** for the Dublin Building where the Administration of this university sits. Those buildings are located on the university campus (see "map of campus" below). Rooms with the sign **MAD** are located in the Madrid Building of the university, located on the street Munketoft no. 3b.

The numbers mostly show on which floor the room is located: 1., means 1st floor, 2., second floor etc.

You can find the Campus map [here](#).

### Autumn semester 2018/2019

Autumn semester 2018/2019	from	to
Beginning and end of semester	01.09.2018	28.02.2019
Re-registration	01.05.2018	15.06.2018
<i>Lecture time acc. to the state SH</i>	<i>10.09.2018</i>	<i>21.01.2019</i>
Orientation week	10.09.2018	14.09.2018
Beginning and end of lecture time	17.09.2018	21.01.2019
Exam period	17.12.2018	20.12.2018
	07.01.2019	21.01.2019
Lecture-free time	15.10.2018	19.10.2018
	21.12.2018	04.01.2019

### Spring semester 2019

Spring semester 2019	from	to
Beginning and end of semester	01.03.2019	31.08.2019
Re-registration	01.12.2018	15.01.2019
<i>Lecture time acc. the state SH</i>	<i>11.03.2019</i>	<i>28.06.2019</i>
Beginning and end of lecture time	11.03.2019	28.06.2019
Exam period	17.06.2019	28.06.2019
Lecture-free time	15.04.2019	18.04.2019

### Autumn semester 2019/2020

Autumn semester 2019/2020	from	to
---------------------------	------	----

Beginning and end of semester	01.09.2019	29.02.2020
Re-registration	01.05.2019	15.06.2019
<i>Lecture time acc. to the state SH</i>	09.09.2019	20.01.2020
Orientation week	09.09.2019	13.09.2019
Beginning and end of lecture time	16.09.2019	20.01.2020
Exam period	16.12.2019	20.12.2019
	07.01.2020	20.01.2020
Lecture-free time	14.10.2019	18.10.2019
	23.12.2019	06.01.2020

### Spring semester 2020

Spring semester 2020	from	to
Beginning and end of semester	01.03.2020	31.08.2020
Re-registration	01.12.2019	15.01.2020
<i>Lecture time acc. to the state SH</i>	09.03.2020	26.06.2020
Beginning and end of lecture time	09.03.2020	26.06.2020
Exam period	15.06.2020	26.06.2020
Lecture-free time	14.04.2020	17.04.2020

### Current Semester: FrSe 2019

Spring semester 2019	BA second semester and higher
Planned publication of course catalogue	18.02.2019
Course registration	26.02.-17.03.2019 starting at 09:00 h
Registration for/Deregistration from examination	26.02.2019, starting at 09:00 h until 14 days before the exam date
Start of courses	11.03.2019
Examination periods	17.06.-28.06.2019
Publication of the results of the 1st written exams	latest until 26.07.2019
Registration for makeup exams	26.07.2019 - 09.08.2019
Makeup of written exams	13.08.2019 - 16.08.2019
Publication of the results of the makeup exams	latest until 13.09.2019
Handing in of written papers	earliest until 24.06.2019; respectively latest until 31.08.2019
Publication of the results of the written papers	earliest until 28.06.2019 respectively latest until 30.09.2019
Registration for makeup of failed written papers. Registration exclusively through the Examination office.	Individualized
Publication of the results of the makeup written papers	Individualized

### New semester: HeSe 2019/20

Autumn semester 2019/20	First semester	Second semester and higher
Planned publication of course catalogue	19.08.2019	19.08.2019
Course registration	12.09.2019 - 29.09.2019 starting at 15:00 h	05.09.2019 - 29.09.2019 starting at 10:00 h
Registration for/Deregistration from examination	12.09.2019, starting at 15:00 h until 14 days before the exam date	05.09.2019, starting at 10:00 h until 14 days before the exam date
Start of courses	16.09.2019	16.09.2019

Examination periods	16.12. - 20.12.2019 and 07.01. - 20.01.2020	16.12. - 20.12.2019 and 07.01. - 20.01.2020
Publication of the results of the 1st written exams	latest until 17.02.2020	latest until 17.02.2020
Registration for makeup exams	18.02.2020 - 28.02.2020	18.02.2020 - 28.02.2020
Makeup of written exams	03.03.2020 - 06.03.2020	03.03.2020 - 06.03.2020
Publication of the results of the makeup exams	latest until 03.04.2020	latest until 03.04.2020
Handing in of written papers	earliest until 20.01.2020; respectively latest until 27.02.2020	earliest until 20.01.2020; respectively latest until 27.02.2020
Publication of the results of the written papers	earliest until 20.01.2020; respectively latest until 27.03.2020	earliest until 20.01.2020; respectively latest until 27.03.2020
Registration for makeup of failed written papers. Registration exclusively through the Examination office.	Individualized	Individualized
Publication of the results of the makeup written papers	Individualized	Individualized

### Last semester


Autumn semester 2018/19	First semester	Second semester and higher
Planned publication of course catalogue	20.08.2018	20.08.2018
Course registration	13.09. - 30.09.18 starting at 15:00 h	05.09. - 30.09.18 starting at 10:00 h
Registration for/Deregistration from examination	13.09., starting at 15:00 h until 14 days before the exam date	05.09., starting at 10:00 h until 14 days before the exam date
Start of courses	17.09.2018	17.09.2018
Examination periods	17.12. - 20.12.2018 and 07.01. - 21.01.2019	17.12. - 20.12.2018 and 07.01. - 21.01.2019
Publication of the results of the 1st written exams	latest until 19.02.2019	latest until 19.02.2019
Registration for makeup exams	21.02.2019 - 28.02.2019	21.02.2019 - 28.02.2019
Makeup of written exams	05.03.2019 - 08.03.2019	05.03.2019 - 08.03.2019
Publication of the results of the makeup exams	latest until 08.04.2019	latest until 08.04.2019
Handing in of written papers	earliest until 21.01.2019; respectively latest until 28.02.2019	earliest until 21.01.2019; respectively latest until 28.02.2019
Publication of the results of the written papers	earliest until 21.01.2019; respectively latest until 28.03.2019	earliest until 21.01.2019; respectively latest until 28.03.2019
Registration for makeup of failed written papers. Registration exclusively through the Examination office.	Individualized	Individualized
Publication of the results of the makeup written papers	Individualized	Individualized

### How to register


The registration in / deregistration from examinations can take place up to 14 days before the examination but no longer than that. After that deadline, it's no longer possible to register for examinations and you will no longer be able to take part in the examination.

### Instructions

[introstudiport-eucs-2017....](#)



**Datum:** 09/15/2017  
**Datei:** 784 KB (PDF)

[Download](#) 

### Further Instructions


- » For each module in EUCS, students need to register for the following things:
  - » Registration in each of the subjects in the module
  - » Registration in the exam in each of the modules
  - » Registration in the Module exam
- **Example:** EU-Law
  - » students need to register for the exam in the subject and for the exam in the module (even though there is only one exam in practice)
  - » The exam in the module always ends in 500, which means that the exam number that should be there is 680111500 (module exam) together with the number of the exam in the subject, that is 680111100.
  - » Registration in only one of these modules is not sufficient for students to be considered registered for the exam.
- **Example:** Research Methods
  - » there should also be two registrations... One finishing with 100 and one finishing with 500.
- **Example:** Society and Economy
  - » Students necessarily need to register for 3 classes to be able to attend the course, that is, for Society, for Economy and for the Tutorial Society & Economy. And then, when it comes to registering for exams, students need to register for the exam of Society, for the exam of Economy, for the exam of the Tutorial Society & Economy and for the Module exam – this module exam should also finish with the number 500. These are 4 exam registrations in total only for this module. Students need to register for everything for the registration to be valid.

### Consequences

- » Students should register for subjects and for exams
- » Students who not officially registered for exams/essays should not be allowed to take an exam
- » Students who were not registered for an exam cannot re-take that exam
- » Students who don't show up for the exam or don't hand in their essays don't receive a 5,0 – they get the result "did not show up" and cannot re-take the exam because they never took it in the first place. They need to do the exam one year later
- » Only students that get a 5,0 in the first try or were ill (and informed the SPA in time) get a chance to re-take the exam

### 1st Semester

[schedule-1sem.docx](#)




**Datum:** 09/06/2019  
**Datei:** 35 KB (DOCX)

[Download](#)

### 3rd semester

[schedule-3sem.docx](#)




**Datum:** 09/04/2019  
**Datei:** 26 KB (DOCX)

[Download](#)

### 5th semester

[schedule-5sem.docx](#)



**Datum:** 09/04/2019  
**Datei:** 25 KB (DOCX)

[Download](#)

Information about the semester fees can be found here: <https://www.uni-flensburg.de/portal-studium-und-lehre/im-studium/studierendensekretariat/> (in German)

Here is the most relevant information in English:

**Deadlines for paying the semester fees:**

- For the Spring semester: 01.12. - 15.01.
- For the Fall semester: 01.05. - 15.06.

**Semester fees:**

\*Please beware that the semester fees will suffer an increase of 6,00 EUR every semester until the Fall semester 2021/22 due to the changes of the semester ticket.

Please see the table below:

Spring semester 2020 (FrSe 2020)	241,00 EUR
Fall semester 2020/21 (HeSe 2020/21)	247,00 EUR
Spring semester 2021 (FrSe 2021)	253,00 EUR
Fall semester 2021/22 (HeSe 2021/22)	259,00 EUR

**Importance:**

Payment of the semester fees in time = registration for the upcoming semester in time

It is your responsibility, as students, to pay your semester fees in the correct amount and within the deadlines given.

Not registering for the following semester in time leads to your exmatriculation at the end of the last paid semester.

**How to pay the semester fees:**

Money transfer to the following account:

Account holder: Studentenwerk Schleswig-Holstein e. V.

Förde-Sparkasse Kiel

BIC-/SWIFT-Code: NOLADE21KIE

IBAN-Nummer: DE68 2105 0170 0025 0018 50

Purpose of the transfer: your matriculation number (ex. 123456) and the semester you are registering for (ex. FrSe 2020) à this is very important for the transfer to be identified as yours and for that information to be put in the system under your name

Please don't leave the payment to the last day to ensure that your payment will not be considered a late payment (due to money transfer delays).

**Late registration for the following semester:**

If the semester fees are not paid within the deadlines mentioned above, the registration needs to be processed manually.

For that you need to take a **copy** of the document proving the transfer of the fees and of the extra fees (fine) to the secretariat in HEL 018 AND you need to pay extra fees (a fine) for the delay. This is only possible until the end of March / end of September, depending on which semester you are applying to.

Amount of the extra fees / fine to be paid: 25,00 EUR

Account holder: LKSH

Deutschen Bundesbank

BIC/SWIFT Code: MARKDEF 1200

IBAN Nr.: DE82 2000 0000 0020 2015 77

Purpose of the transfer: "8723-11101", "your matriculation number", "verspätete Rückmeldung (for ex.) FrSe 2020 à please write the information in this exact order

\*All these payments need to be done directly to the bank and cannot be paid directly to the university in cash

**Bachelor Thesis**

- » In order to complete the study program, students need to successfully complete the Module "Bachelor Thesis". This corresponds to 15 ECTS and includes the Colloquium (3 ECTS) and the thesis itself (12 ECTS).
- » The B.A. Thesis corresponds to ca. 40 pages. The bibliography is not included in the 40 pages. The thesis is an assignment that must show that the student is able to solve one problem covered by **scope** of the study program, with the use of the adequate methods, in a limited amount of time.
- » The **topic** of the thesis is to be arranged between the student and the supervisor/s. Supervisor can be any lecturer of the university in EUCS. At least one of the supervisors needs to have a PhD.
- » Students register for the colloquium in the usual way - via Studiport. However, registration for the thesis is made using a form that can be found below. This form is to be filled in with the title of the thesis and the signatures of the first and second supervisors. Once fully filled in, it needs to be given to the examinations office for the thesis request to be approved by the examinations committee. After it is approved, the student is notified of that fact.

From that point on, students have the time of 4 months to write and hand in the thesis to the examinations office. The thesis will then be corrected by both supervisors.

- » Registration: students are advised to register for the thesis before they start writing because their topic and choice of supervisors needs to be approved by the examinations committee. If the registration is not approved, a new topic / set of supervisors needs to be found. It may take some time between the registration and the decision of the examinations committee. This fact should be taken into consideration in the planning of the thesis. We suggest planning at least a period of 2 months between the registration and the handing in of the thesis.

### Important

- » Students who have successfully completed their thesis need to complete all the bachelor modules in order to complete their bachelor
- » An Anti-plagiarism affidavit needs to be attached to the thesis.
- » In the end, you need to hand in 3 printed copies of your thesis, each one, with a CD that has a readable file with your thesis.
- » ADVICE: Students should find a supervisor while still in the 5<sup>th</sup> semester between December and February.
- » You need to be reYou need to be registered as a student at the moment that you hand in your thesis. If you plan to hand in your thesis after the end of the 6th semester (that is, after the end of August), you need to have paid the semester fees in time.

### Procedure

Before meeting with the desired supervisor, students should already have an idea of a possible topic they would like to write about and of the possible methods needed to answer the question to be researched. Only after that should students approach a potential supervisor.

The first contact should be done via **email scheduling an appointment** to talk about the possibility of supervision and, if possible with the ideas gathered so far.

In the meeting students should already try to fix a **title for the thesis** with the first supervisor, so that they can already have a title when meeting the second supervisor.

The **registration form** should then be filled in with the title of the thesis and the signature of both supervisors and taken it to the examinations office. After handing it in, the examinations committee will check the registration and after it has been approved, students will be notified of that fact. From this notification onward, students have **4 months** to hand in their final thesis (in both written and electronic form) to the examinations office.

The supervisors have **4 weeks to correct the thesis**. If students have a specific deadline by which they need to have their final bachelor certificates, they should check with the supervisors beforehand if there will be enough time to correct the thesis in this period. For that, a specific deadline for handing in the thesis should be arranged in advance with the supervisor.

After the correction, the grade will be sent to the examinations office and there it will take a period between 2 and 4 weeks to issue all the **final certificate**. Beware that the examinations office is expected to be closed between July 15<sup>th</sup> and August 15<sup>th</sup>.

This is just a generic advice. Please always talk to your supervisor and agree on all the specificities of your work with them.

### Handing in

Please submit three versions of your written paper and three electronic versions (CD-ROM). Please note that the electronic version may not contain any personal information (last name, first name, matriculation number, date of birth etc.) of students or supervisors as it will be subjected to a plagiarism scrutiny with 'Docoloc'.

The CDs should be firmly attached/glued to the inside of the back cover of each paper copy and furnished with your name.

Please include a signed declaration/affidavit, that you are the original author of the thesis, at the end of your paper (attached/glued).

## Examinations Office

### Karin Drenkow


Phone	+49 461 805 2535
E-mail	<a href="mailto:spa.iim@uni-flensburg.de">spa.iim@uni-flensburg.de</a>
Building	<u>Gebäude Madrid</u>
Room	MAD 120
Street	Munketoft 3b
Post code / City	24937 Flensburg




[Show details](#)

## Thesis registration form

[thesis-registration-and-a...](#)




Datum: 02/05/2019  
Datei: 570 KB (PDF)


[Download](#) 

## Module TH

[module-th.pdf](#)



Datum: 02/05/2019  
Datei: 540 KB (PDF)

[Download](#) 

## Thesis Topics

Here are some of the topics EUCS students are writing / wrote their B.A. thesis about:

### 2019

- » The legitimisation of EU taxation policies
- » (Instagram) Blogger and the influence of buying intention and behaviour
- » Sovereignty in the EU. Analysis of discourses on Europeanisation in selected member states
- » Symbolic Boundary - Making among Syrian Refugees
- » Advertising New Masculinities
- » Critical Analysis of ECJ's role in the EU Integration Process
- » Labour Migration Policies in Italy since 2008: Some Key Actors and their Degree of influence
- » The role of religion in International Relations
- » The potential of the Romarchive to counteract competition of victims
- » Sportswear as a means of social distinction in team sports?
- » A comparative analysis of free Scenography and Scenographical concepts in staged European History
- » The Potential of Skateboarding in Youth Work - On the example of the Pigeon Plan E.V.
- » Visual political communication of the European Union: a comparative study
- » The change of gender roles of Syrian women in Germany
- » Political scandal and the rise of right-wing populism in Europe
- » Influence of Welfare state systems on entrepreneurship education - a comparison between Germany and the U.S.
- » The usage of the social media platform "Instagram" by young women in order to spread feminist ideas and its effects on the feminist movement today

### 2020

- » Political scandals and the rise of right wing populism in Europe
- » Influence of welfare state systems on entrepreneurship education - a comparison between Germany and the US
- » Symbolic boundaries in contemporary Sami identity
- » The rhetoric and practice of solidarity in the E.U.
- » What impact does the financing of higher education have on the disparity of social classes in Europe? - A secondary critical analysis

- » Students need to register for examinations, in case they want to take them and students need to de-register from examinations in case they don't want to take them.
- » Registration and de-registration are always possible until up to 14 days before the exam date. The valid exam date for the purpose of registration/de-registration is the one mentioned in Studiport.
- » Students who are not registered in an examination are not allowed to take the examination. In case they take the examination and it is corrected, there is no way to insert the grade in the system, so the student will have to repeat the examination the next time the module is offered.
- » Students who are registered and don't attend the exam fail the exam automatically and are not allowed to re-take it in the same semester. They need to wait for the module to be offered again, in order to be able to register in the normal period.
- » Students can only fail each examination 3 times. After that students are not allowed to take the module anymore. If the module is a mandatory module in this study program, students are not allowed to complete the study program. Furthermore, students are now allowed to complete the same study program in any other university in Germany.
- » Students who are registered for an examination and cannot attend the examination because they are sick at the day of the examination need to hand in a doctor's note to the examinations office on the same day of the exam. More information and

forms can be found here under "[Notification of sickness](#)".

- » The same rules apply if the examination has the form of a paper/essay. In this case, the doctor's note needs to explicitly mention from when until when you will be sick. The date for handin in the work will be extended in the same amount of days as your sickness.
- » If students are correctly registered for an examination and fail that examination (5,0), they are allowed to re-take that examination at the re-take date (normally within the same semester as the first attempt). If the failed examination consists of an exam and the re-take date falls within the re-take examination week, then students need to register in the re-take examination normally using studiport.
- » If the failed examination consists of a paper or an essay or if the failed written examination is to be re-taken at some other point than the re-take examination week, then students will need to contact the examinations office to register for the re-take examination. The same 14-day deadline for registration still applies when possible.
- » Contact of the examinations office <[spa.iim@uni-flensburg.de](mailto:spa.iim@uni-flensburg.de)> (Please use your university email, send your matriculation number and the name and number of the examination you want to re-take.)
- » It is the students' responsibility to correctly register and de-register from exams within the deadlines.
- » For questions about examination dates as mentioned in Studiport and about the re-take dates, please contact the EUCS secretariat <[cecile.votteler@uni-flensburg.de](mailto:cecile.votteler@uni-flensburg.de)>

## Flyer for students and guests



"How can I access the internet?" – "What is the password to enter the Studiport?" – "How can I retrieve my university E-Mails via smartphone?"

To get an answer to these kind of questions a number of "how-to" flyers have been created for students and guests by ZIMT. Flyers can be obtained at the [ZIMT-Servicedesk](#), the [Registrar's Office](#) (Studierendensekretariat) and at the secretary's office of your institute.

## Download and print at home



Digital versions of the flyers are available below on this webpage. The pdf format can be read online (e.g. using [Adobe Acrobat Reader](#)) and can optional be printed (we recommend printing in DIN A3 format).

### ZIMT-Flyer "Accounts"

<u>ZIMT-Flyer "Accounts"</u>	
	Datum: 08/08/2019 Datei: 2 MB (PDF)
<a href="#">Download</a> 	



Detailed information about login data ([students](#) / [guests](#)).

### ZIMT-Flyer "Wi-Fi"

<u>ZIMT-Flyer "Wi-Fi"</u>	
	Datum: 08/08/2019 Datei: 1 MB (PDF)
<a href="#">Download</a> 	

Detailed information about Wi-Fi ([students](#) / [guests](#)).

### ZIMT-Flyer "Studiport"


<u>ZIMT-Flyer "Studiport"</u>	
	Datum: 08/08/2019 Datei: 2 MB (PDF)
<a href="#">Download</a> 	

Detailed information about [Studiport](#).


### ZIMT-Flyer "email"



**ZIMT-Flyer "email"**



**Datum:** 08/08/2019  
**Datei:** 1 MB (PDF)

[Download](#) 

Detailed information about [email](#).

### Any feedback or mistakes?

Please contact us: [zimtflyer@uni-flensburg.de](mailto:zimtflyer@uni-flensburg.de)

### Compensation of Disadvantages

According to the university rules established for the state of Schleswig-Holstein, the special needs of students should be taken into consideration during the studies. Specific rules about the recognition of special needs can be found on the Study and Exam Regulations - these documents can be found on our webpage under "Program Structure" - "Documents".

These specific rules are related to the following situations:


- » Disability or chronic illness,
- » Maternity period and legal parental leave,
- » Responsibility to take care of children under 14 years who leave in the same home,
- » Responsibility to take care of immediate family member with recognized nursing needs.

Information about the application procedure and respective forms can be found [here](#) (German only).

### Course Selection in Advance

More information can be found [here](#).

### For cancelling on these matters, please contact:

<b>Martina Spirgatis (M.A.)</b>		
<b>Hauptamtlich tätig</b>		
Phone	+49 461 805 2762	
Fax	+49 461 805 2816	
E-mail	<a href="mailto:martina.spirgatis@uni-flensburg.de">martina.spirgatis@uni-flensburg.de</a>	
Building	<u>Gebäude Dublin</u>	
Room	DUB 010	
Street	Campusallee 3	
Post code / City	24943 Flensburg	
<a href="#">Show details</a>		

#### Semester Abroad

##### International Office

- » information (ex. where to go, when to go, how to apply, requirements, info sessions, etc.)
- » counseling (ex. personal advice given in a meeting or during office hours, etc.)
- » application (ex. how, when, online form, etc.)
- » allocation of places (ex. find a suitable university, emails with partner universities, language certificates for going abroad, etc.)

##### EUCS - Coordinator

- » information on courses to take abroad
- » signing of the learning agreement (before and during the semester abroad)
- » accreditation of the courses taken abroad

#### Documents

##### Examinations Office (SPA)

- » Document stating the duration of the study program

- » Document stating the language of instruction
- » Signature and Stamp of the transcript of records
- » Thesis registration form (hand-in)

#### EUCS - Coordinator

- » BAföG - Formblatt 5

#### EUCS Secretary

##### Studiport

- » Missing grades in the transcript of records
- » Missing credit points in the transcript of records
- » Enrollment in overbooked classes
- » HiWi contracts

#### I still haven't received my student documents for next semester. What can I do?

Here are some of the questions that need to be asked in this situation:

- » Did you hand in all your documents with the matriculation in the beginning of your first semester?
- » Did some document expire meanwhile? And if so, do you need to hand in a new one?
- » Is your insurance still valid or does it need some sort of renovation?
- » Did you pay the semester fees in time? And if so, did you correctly indicate your name and student number in the payment slip?
- » Did you change your address meanwhile and forgot to update it in Studiport?

These can all be things that went wrong. So please check all of these things beforehand and if something needs to be updated and then take it to the secretariat in HEL 018.

If you think that all is ok, then you need to go to the secretariat(HEL 018) and ask them directly what is wrong. It is better to go there directly than to send an email.

Here is the link to the office hours of the secretariat: [Link](#)

In case you are interested in completing an extracurricular internship, you can find below some ideas of places to search for.

Organisations	Locations	Website
Bund Deutscher Nord Schleswiger	Aabenraa	<a href="https://www.bdn.dk/english">https://www.bdn.dk/english</a>
Europa Union Schleswig- Holstein	Kiel	<a href="https://www.europa-union-sh.de">https://www.europa-union-sh.de</a>
Federal Union of European Nationalities	Flensburg	<a href="http://www.fuen.org">http://www.fuen.org</a>
IHK Schleswig - Holstein	Flensburg	<a href="https://www.ihk-schleswig-holstein.de/english">https://www.ihk-schleswig-holstein.de/english</a>
Landesbeauftragter für politische Bildung	Kiel	<a href="https://www.politische-bildung.sh/languages/english.html">https://www.politische-bildung.sh/languages/english.html</a>
Landfrauenverband Schleswig- Holstein	Rendsburg	<a href="https://landfrauen-sh.de/willkommen/">https://landfrauen-sh.de/willkommen/</a>
The South Schleswigan Association	Flensburg	<a href="https://syfo.de/en/about-sf">https://syfo.de/en/about-sf</a>
Representation of the Eu Commission in Germany	Berlin/ Bonn/ Munich	<a href="https://ec.europa.eu/germany/home_de">https://ec.europa.eu/germany/home_de</a>
Bündnis Eine Welt Schleswig - Holstein	Kiel	<a href="https://www.bei-sh.org/ueber-uns">https://www.bei-sh.org/ueber-uns</a>
Nordfriisk Instituut	Bräist/ Bredstedt	<a href="https://www.nordfriiskinstituut.eu/en/">https://www.nordfriiskinstituut.eu/en/</a>
State Parliament of Schleswig Holstein	Kiel	<a href="https://www.landtag.ltsh.de/en/">https://www.landtag.ltsh.de/en/</a>

Akademie Sanklemark	Oeversee	<a href="https://www.eash.de/en/home/">https://www.eash.de/en/home/</a>
Association of European Border Regions	Gronau	<a href="https://www.aebr.eu/en/index.php">https://www.aebr.eu/en/index.php</a>
European Center for Minority Issues	Flensburg	<a href="https://www.ecmi.de/home/">https://www.ecmi.de/home/</a>
Hanse-Office	Brussels	<a href="http://hanse-office.de/index.php?article_id=1&amp;clang=1">http://hanse-office.de/index.php?article_id=1&amp;clang=1</a>
European Court Of Justice	Luxembourg	<a href="https://curia.europa.eu/jcms/jcms/Jo2_7008/">https://curia.europa.eu/jcms/jcms/Jo2_7008/</a>
European Ombudsman	Luxembourg/Strasbourg	<a href="https://www.ombudsman.europa.eu/en/office/careers">https://www.ombudsman.europa.eu/en/office/careers</a>
European Parliament	Strasbourg/ Luxembourg/ Brussels	<a href="http://www.europarl.europa.eu/at-your-service/en/work-with-us/traineeships">http://www.europarl.europa.eu/at-your-service/en/work-with-us/traineeships</a>
European Commission	Brussels/ Luxembourg	<a href="https://ec.europa.eu/stages/node_en">https://ec.europa.eu/stages/node_en</a>
Euro Brussels	Brussels	<a href="https://www.eurobrussels.com">https://www.eurobrussels.com</a>
Regional Representatives	Working in the EU	
Lobbyist Groups	Working in the Eu	
National Representatives	Working in the Eu	

Through this website you will access other websites which are not under the control of the B.A. European Cultures and Society. Links to external, or third party websites, are provided for visitors' convenience. We have no control over the nature, content and availability of those sites. The inclusion of any links does not necessarily imply a recommendation or endorse the views expressed within them. When visiting external websites, users should review those websites' privacy policies and other terms of use to learn more about, what, why and how they collect and use any personally identifiable information.

Notes about the autonomous project in the 5th semester. (10 ECTS)

Once students decide on the autonomous project that they want to do, they can start preparing the necessary steps to complete it.

#### Steps that need to be completed:

- » Write an exposé in logically explaining the project to be completed. This is a proposal of the work to be completed.
- » Present the exposé to the lecturer responsible for the type of project to be completed (please see the list below). They will give students feedback and define the way that they can supervise the work.
- » Write a portfolio – this is a step-by-step documentation of the project + reflection/self-evaluation of the work done.
- » The students need to complete their final project and present it in a manner previously established with the supervisor.

#### Supervision list:

- Art & Scenography: Svea Bischoff
- Research Philosophy: David Schweikard
- Research Sociology: Sören Carlson
- Entrepreneurship: Larissa Zierke
- Journalism: Matthias Charles Nouledo


\* Please note that this module is completed by the execution of an "autonomous project". This means that **there are no classes scheduled in this module** and it is up to you to address the respective supervisor when you have a project to propose and schedule an individual meeting with her/him.

#### Autonomous Project Journalism (Dr. Charles Nouledo)

[guidelines-apj-dr.-nouledo...](#)

**Datum:** 09/30/2019

**Datei:** 99 KB (PDF)

[Download](#) 

© 2020 Europa-Universität Flensburg (EUF)

[Mobile version](#) [Print page](#) [Open as PDF](#) [Legal notice](#) [Search](#) [Webmail](#)

Europa-Universität Flensburg  
Auf dem Campus 1  
24943 Flensburg  
Germany

Phone: +49 461 805 02  
Fax: +49 461 805 2144  
Internet: [www.uni-flensburg.de](http://www.uni-flensburg.de)

